



3500 lb Industrial Electric Winch Heavy Duty with Wire Rope 220/240V (1.75 Ton)

Key features

- 3 Year Warranty, Customer Support and Service in the USA

3500 lb Industrial Electric Winch Heavy Duty with Wire Rope 220/240V

Prowinch Light Duty Single Phase Industrial Winch

Our industrial winches are designed to achieve the best price, quality and performance ratio, backed by a 3-year warranty. The key components of the equipment are constantly tested and improved through our internal design processes, based on continuous improvement, under ISO9001: 2015 certification.

Security

Automatic electromagnetic release brake with a capacity greater than 125% of the Nominal Capacity and designed to brake immediately upon any loss of energy. Safety hook with protection latch.

Performance and Quality

Strong, safe and reliable structure with IP55 degree of protection.

Components

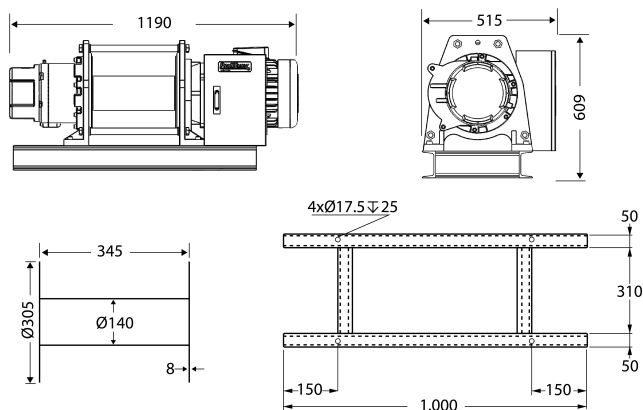
Assembled in Taiwan / RPC with the best Components that guarantee optimal equipment operation. Optional: Variable Speed Drive, Remote Control and Pulleys.

Customizable

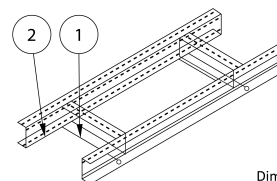
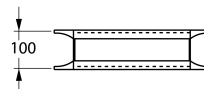
Standard configuration 220 / 240V - 50 / 60Hz. Voltage and Cable Length change options available.

Technical Specifications

| | | | |
|---------------------------------|-----------------------------------|-----------------------------|---|
| 1st Layer Rated Capacity | 3800 lb / 1750 kg | IEC Motor Protection | IP55 |
| Speed /min | 22~34 ft / 6~10 m | Wire Rope | ø7/16 in x 328 ft ø11.1 mm x 100 m |
| Number of Speeds | 1 Speed - Optional Variable Speed | Standards Compliance | ASME/ANSI B30.7,10 / AWS D14.3 / RR-W-410E / ISO 2232 |
| Voltage | 1 Phase 220~240V 50/60Hz | Warranty | 3 Year |
| Motor/Engine Power | 2.24 kW / 3 HP | | |



| Layer / Capa | Rope on drum / Mts x Capa | Lifting x layer / Cap x Capa | Speed / Velocidad (per min) |
|--------------|---------------------------|------------------------------|-----------------------------|
| 1 | 59 ft / 18 m | 3850 lb / 1750 kg | 22.1 ft / 6.7 m |
| 2 | 126 ft / 38 m | 3380 lb / 1535 kg | 25.2 ft / 7.7 m |
| 3 | 202 ft / 62 m | 3001 lb / 1367 kg | 28.3 ft / 8.6 m |
| 4 | 286 ft / 87 m | 2710 lb / 1233 kg | 31.4 ft / 9.6 m |
| 5 | 378 ft / 115 m | 2470 lb / 1122 kg | 34.5 ft / 10.5 m |



Dimensions in mm / Dimensiones en mm

Unit Weight & Dimensions

| | | | |
|---------------------------|------------------|-------------------------------|------------------|
| A Total Height | 609 mm | Package 1 Net Weight | 533 lbs / 242 Kg |
| BD Barrel Diameter | ø140 mm | Package 1 Width | 22 in / 55.88 cm |
| D Depth | 515 mm | Package 1 Gross Weight | 599 lbs / 272 Kg |
| FD Flange Diameter | ø305 mm | Package 1 Height | 27 in / 68.58 cm |
| W Width | 1190 mm | Package 1 Length | 50 in / 127 cm |
| DL Drum Length | 345 mm | | |
| Total Unit Weight | 533 lbs / 242 Kg | | |

Packaging Weight & Dimensions