



1 Ton Electric Chain Hoist Power Trolley 20 ft. G80 Chain M3/H2 110~120V

Key features

- Optional variable speed trolley with potentiometer
- Heavy duty, durable G80 Chain.
- Key safety features such as up and down limit switches, emergency stop, and automatic brake system.
- Meets US and EC Standards ASME HST-1, ASME B30.16, EN14492-2, EN60204-32.
- 3 Year Warranty, Customer Support and Service in the USA

Electric Chain Hoist with Power Trolley Description

The **Prowinch 1 Ton Electric Chain Hoist with Power Trolley** allows you to easily lift loads while the electric trolley allows you to easily travel them on an I beam or crane. The powerful motor and single phase electrical connection are perfect for use in a wide variety of situations and environments.

Prowinch Single Electric Chain Hoist with Power Trolley

All of our **Electric Chain Hoists** are created with the goal of offering the best price-performance ratio. Key components such as lifespan factors are constantly tested and improved in order to offer the best product for the price.

Key Components

All internal components have been upgraded to meet the highest quality standards. Key electronic components are produced by American or German brands, and we use American-made lubricants to ensure the lifespan of gears and reducers. Final assembly and all tests are performed in the US before shipping to ensure that every unit meets the corresponding standard.

Duty Classification

Duty classification is a key factor when choosing the right chain hoist. These H2 hoists are suitable for light machine shop fabricating, service, and maintenance. For uniformly distributed work periods, the hoists have 12.5% max. operational time per hour and can handle up to 75 starts per hour. When being used for infrequent work periods, the hoist can be operated for 15 minutes from a cold start with up to 100 starts per hour. Operational time ratings are calculated at a 65% load factor, as per ASME HST-1-2012.

Control System

This **electric chain hoist** comes standard with a pendant control. The length of the control is 4 feet less than the lifting height, which allows it to be easily operated from ground-level. An optional wireless control is available for extra convenience.

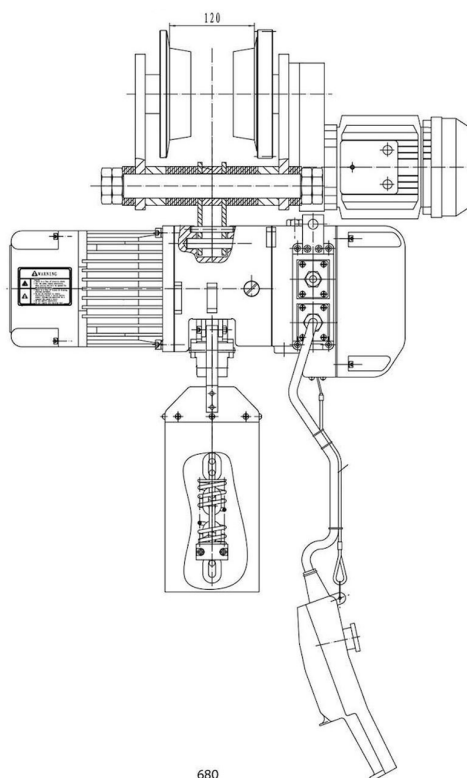
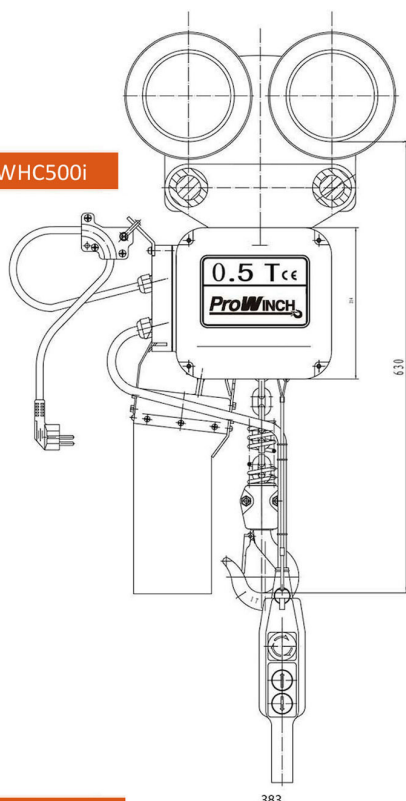
Braking System

The **electromagnetic brake system** is tested at 125% of the hoist capacity and is designed to automatically engage immediately upon any loss of power.

Technical Specifications

Rated Load Capacity	2200 lb / 1000 kg	Load Chain Type	G80
Standard Lifting Height	20 ft / 6 m	Load Chain Size	8x24 mm
Speed /min	8 ft / 2.5 m	Chain Falls	2
Number of Speeds	1 Speed	Chain Length	40 ft / 12 m
Voltage	1 Phase 110~120V 60Hz	Humidity	<85%
Duty Class	H2/M3/1Bm/Class B	Temperature	-4 ~ 104° F / -20 ~ 40° C
Motor/Engine Power	0.65 kW	Trolley Power	0.45 kW
Motor AMP	8	Noise Level	70 dB
Motor Brake	Yes	Trolley Speed /min	70 ft / 21 m
Insulation Grade	F	Trolley Number of Speeds	1
IEC Motor Protection	IP54	I-Beam Width Range	2~6 in
Control	Pendant Control and Optional Wireless	Minimum Turn Radius	8.6 ft / 2.62 m
Control Voltage	24V	Standards Compliance	ASME HST-1 , ASME B30.16 , B30.17 , EN14492-2 , EN60204-32
Emergency Stop	Yes	Warranty	3 Year
Contactor	TECO 12 AMP		

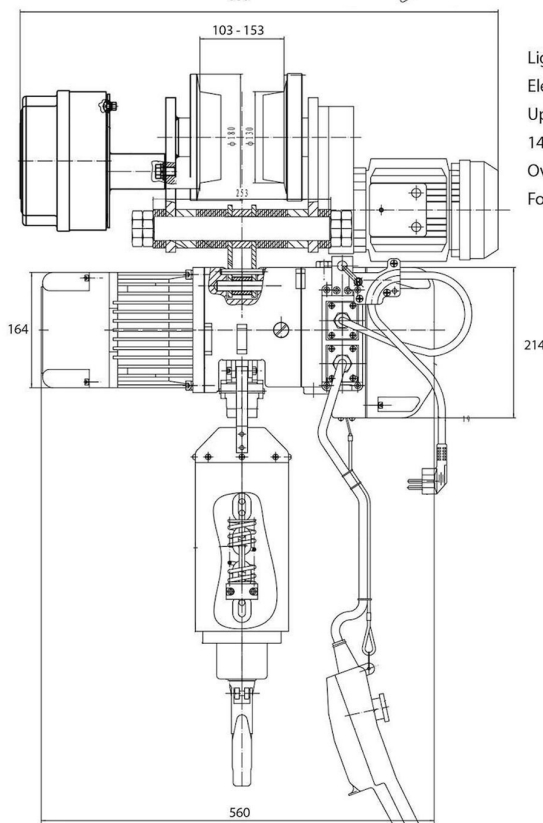
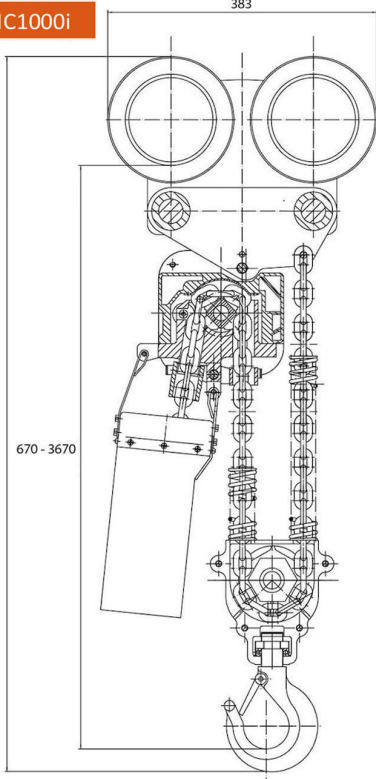
PWHC500i



Carcasa de aluminio ligera fundida a presión.
El freno electromagnético mantiene la carga sin energía.
Los interruptores de límite superior e inferior previenen el sobrevuelo
14 pies de suspensión con interruptor de parada de emergencia
Protección de sobrecarga
Gancho giratorio forjado de 360°

PWHC1000i

855 - 3855



Light die-casting aluminium housing.
Electromagnetic Safe Brake holds load with no power.
Upper and lower limit switches prevent over-travel
14ft Pendant Control with Emergency Stop switch
Overload Protection
Forged 360° swivel hook

Referential Images
Specifications may change without notice

Unit Weight & Dimensions

H Minimum Headroom	26-144 in / 670-3670 mm
W Width	15 in / 38 cm
D Depth	27 in / 68 cm
Total Unit Weight	291 lbs / 133 Kg

Packaging Weight & Dimensions

Package 1 Net Weight	291 lbs / 132 Kg
Package 1 Width	27 in / 68.58 cm
Package 1 Gross Weight	330 lbs / 150 Kg
Package 1 Height	29 in / 73.66 cm
Package 1 Length	21 in / 53.34 cm