



1 Ton Electric Chain Hoist 20 ft. G80 Chain Wireless 120V

Key features

- High-efficiency Motor 750W 8A @ 110V. Speed 8 ft per min
- Duty Class: H2/M3/1Bm/Class B. Protection IP54
- Wired and Wireless Control. Heavy duty G80 Chain
- US and EU Standards ASME HST-1, ASME B30.16, IEC60204-32
- 3 Year Warranty, Customer Support and Service in the USA

Electric Chain Hoist Description

The **Prowinch 1 ton Electric Chain Hoist** allows you to easily lift loads. The powerful motor and single phase electrical connection are perfect for use in a wide variety of situations and environments. The integrated wireless control offers added convenience with the ability to operate the hoist from up to 100 feet away.

Prowinch Electric Chain Hoist

All of our **Electric Chain Hoists** are created with the goal of offering the best price-performance ratio. Key components such as lifespan factors are constantly tested and improved in order to offer the best product for the price.

Key Components

All internal components have been upgraded to meet the highest quality standards. Key electronic components are produced by American or German brands, and we use American-made lubricants to ensure the lifespan of gears and reducers. Final assembly and all tests are performed in the US before shipping to ensure that every unit meets the corresponding standard.

Duty Classification

Duty classification is a key factor when choosing the right unit. These H2 hoists are suitable for general machine shop fabricating, assembly, storage, and warehousing. For uniformly distributed work periods, the hoists have 12.5% max. operational time per hour and can handle up to 75 starts per hour. When being used for infrequent work periods, the hoist can be operated for 15 minutes from a cold start with up to 100 starts per hour. Operational time ratings are calculated at a 65% load factor, as per ASME HST-1-2012.

Control System

This **Electric Chain Hoist** comes standard with an industrial wireless remote control and a pendant control. The length of the pendant control is 4 feet less than the lifting height, which allows it to be easily operated from ground-level.

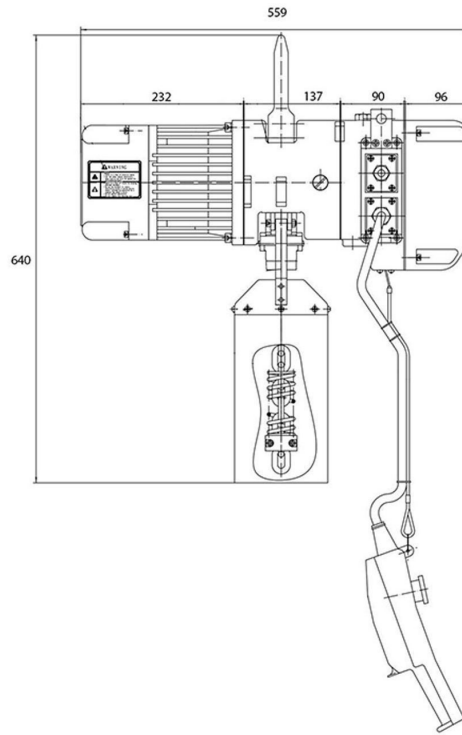
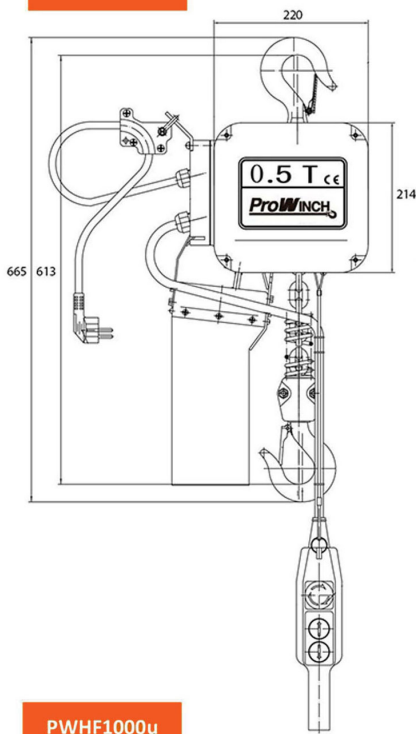
Braking System

The **electromagnetic brake system** is tested at 125% of the hoist capacity and is designed to automatically engage immediately upon any loss of power.

Technical Specifications

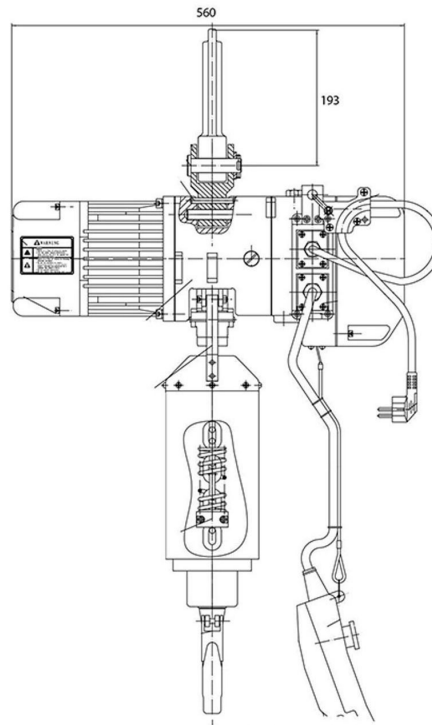
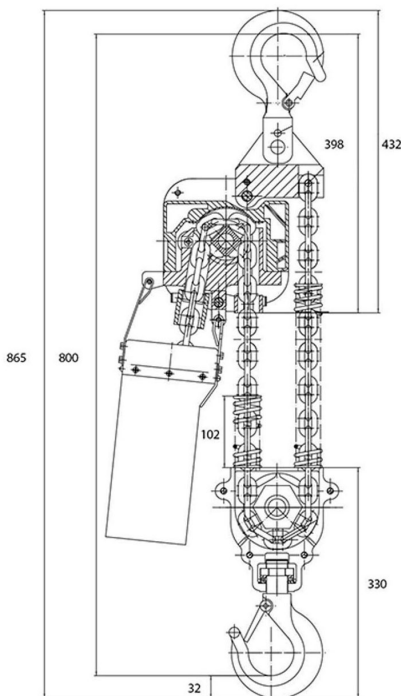
Rated Load Capacity	2200 lb / 1000 kg	IEC Motor Protection	IP54
Standard Lifting Height	20 ft / 6 m	Control	Wireless F21-4 and Pendant Control
Speed /min	8 ft / 2.5 m	Control Voltage	24V
Number of Speeds	1 Speed	Emergency Stop	Yes
Voltage	1 Phase 110~120V 60Hz	Contactors	TECO 12 AMP
Total Power Watts	750W	Load Chain Type	G80
FCC ID	OFNF21	Load Chain Size	8x24 mm
Buttons	Up, Down Emergency Stop	Chain Falls	2
Receiver Power Supply	24V	Chain Length	40 ft / 12 m
Control Distance	300 ft	Humidity	<85%
Duty Class	H2/M3/1Bm/Class B	Temperature	-4 ~ 104° F / -20 ~ 40° C
Motor/Engine Power	0.75 kW	Noise Level	70 dB
Motor AMP	8	Standards Compliance	ASME HST-1 , ASME B30.16 , EN14492-2 , EN60204-32
Motor Brake	Yes	Warranty	3 Year
Insulation Grade	F		

PWHF500u



Light die-casting aluminium housing.
Electromagnetic Safe Brake holds load with no power.
Upper and lower limit switches prevent over-travel
14ft Pendant Control with Emergency Stop switch
Overload Protection
Forged 360° swivel hook

PWHF1000u



Carcasa de aluminio fundido a presion.
Freno de Seguridad Electromagnetico que sostiene la carga sin energia. Interruptores de limite Superior e Inferior para prevenir sobrecarrera.
Botonera de control con 4 metros e interruptor de parada de emergencia.
Proteccion de sobre carga.
Gancho Forjado de giro libre 360

Unit Weight & Dimensions

H Minimum Headroom	31 in / 800 mm
D Depth	300 mm
A Total Height	865 mm
W Width	22 in / 560 mm
Total Unit Weight	154 lbs / 70 Kg

Packaging Weight & Dimensions

Package 1 Net Weight	154 lbs / 70 Kg
Package 1 Width	15 in / 38.1 cm
Package 1 Gross Weight	171 lbs / 78 Kg
Package 1 Height	21 in / 53.34 cm
Package 1 Length	32 in / 81.28 cm