



10 Ton Hydraulic Winch with Steel Roller 20000 lbs. 12V Wireless Control

Key features

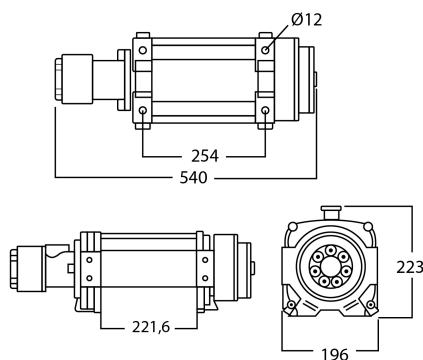
- 3 Year Warranty, Customer Support and Service in the USA

Hydraulic Winch Description

The **10 Ton Hydraulic Winch** series has its own characteristics: two speeds, a single-shaft clutch, speed control, and a gear reducer. They also feature three gear reducer positions: high speed, slow speed, and free wire payout. This equipment can be applied in different areas such as mining, construction, boat hauling, and other similar uses.



Technical Specifications

1st Layer Rated Capacity	20000 lb / 9000 Kg	Oil Pressure	1450 psi
Speed /min	14~19 ft / 5~5.7 m	Oil Flow	8 Gal/min - 30L/min
Number of Speeds	1 Speed - Optional Variable Speed	Transmission / Reducer Type	2 Stages Planetary / 2 Etapas Planetario
Wire rope capacity per layer first/last	20,000 / 8,000 lbs	Gear Ratio	33:1
FCC ID	WTX20X04015023E	Drum Brake	YES
Duty Class	H1/M2/1Cm/Class A	Free Spooling Clutch Type	Manual
Motor/Engine Type	Hydraulic w/ Counterbalance valve	Wire Rope	ø1/2 in x 78 ft ø13 mm x 24 m
Motor Brake	In Drum Brake	Recommended Wire Rope	REMOVE FIELD
IEC Motor Protection	IP67	Standards Compliance	SAE-J706
Control	Wireless w/ 12 V Electro Valve Block	Warranty	3 Year



Dimensions in mm / Dimensiones en mm

INCLUDED / INCLUIDO



Unit Weight & Dimensions

A Total Height	223 mm	Package 1 Net Weight	149 lbs / 68 Kg
W Width	540 mm	Package 1 Width	23 in / 58.42 cm
D Depth	196 mm	Package 1 Gross Weight	154 lbs / 70 Kg
DL Drum Length	220 mm	Package 1 Height	8 in / 20.32 cm
Total Unit Weight	149 lbs / 68 Kg	Package 1 Length	14 in / 35.56 cm

Packaging Weight & Dimensions